



**CiRCUS ANiMAL**  
**PUPPETS CRAFT**  
printable

## HELLO, CRAFTY FRIENDS!

Thank you so much for downloading this free circus animal puppet template! This cheerful craft invites kids to cut, fold, and decorate their own standing circus animals using bright paper and simple supplies. Choose from an elephant, lion, and walrus, then add playful circus details to bring each puppet to life. Once finished, kids will have a fun set of 3D circus animals to play with or display.

## INCLUDED

- Instruction page (that's this one!)
- Elephant template
- Lion template
- Walrus template

## CRAFT SUPPLIES

- Printer or printing service
- Scissors and glue stick
- Astrobrights® Brilliant Cardstock
- Optional: pom-poms or googly eyes

## STEP BY STEP INSTRUCTIONS

1. Print the circus animal template and carefully cut out all the pieces.
2. Use the template pieces to trace the shapes onto the Astrobrights® Brilliant Cardstock. Mix and match your favorite colors to create a cheerful lion, elephant, or walrus.
3. Cut out all the Astrobrights® cardstock pieces. Make sure to keep the smaller pieces, such as the ears, paws, flippers, tusks, hats, and decorations, together for each animal.
4. Fold each animal body along the dotted folding line. Fold the glue tabs where needed before adding glue.
5. Glue the pieces together to create your folded circus animals. Add the ears, paws, flippers, tusks, hats, blanket, and any other fun circus decorations. See sample picture.
6. Finish the faces with googly eyes or draw the eyes, nose, mouth, and whiskers with a marker. Let the glue dry completely. Then stand up your folded paper puppets and get ready for your colorful circus show!

## THANK YOU!


- Friendly reminder: This printable is for personal or classroom use only. Please don't redistribute or use commercially.
- Share your creations and tag us at @astrobrights and @oceanchildcrafts, we would love to see them!



## PRINT INSTRUCTIONS

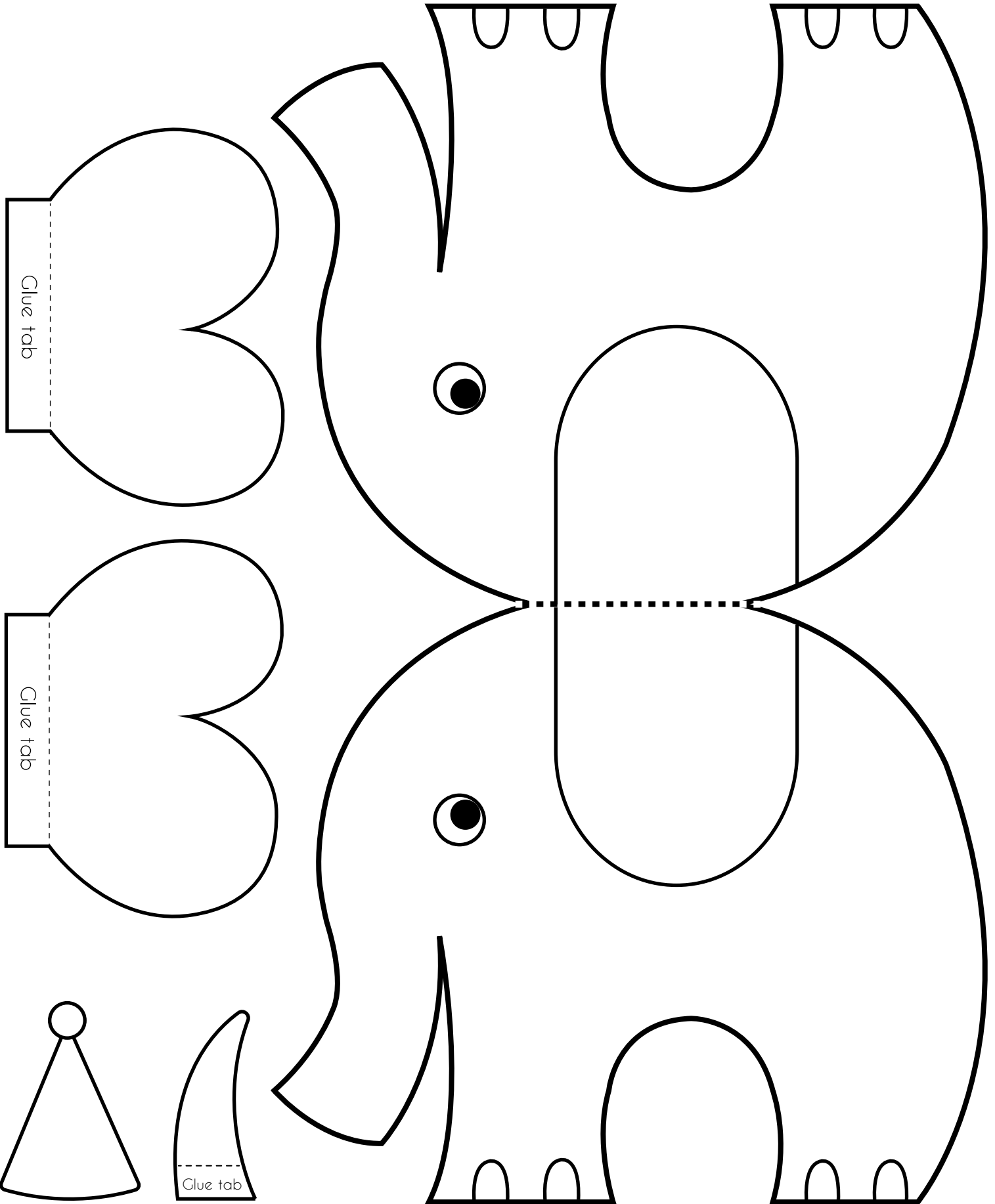
When printing the template, we recommend using cardstock (140–220 gsm) for durability and so your circus animal stays upright nicely.

Designed for Letter size (8.5 × 11 in). When printing on A4, A3, or Tabloid, select "Fit to page" in your print settings to keep the proportions correct.






**ELEPHANT PUPPET**

Folding line  
-----



# LION PUPPET

Folding line



**WALRUS PUPPET**

Folding line  
-----

